

# 4th IPFS-ICBHA conference 2019

Sunday, February 09, 2020

# 215

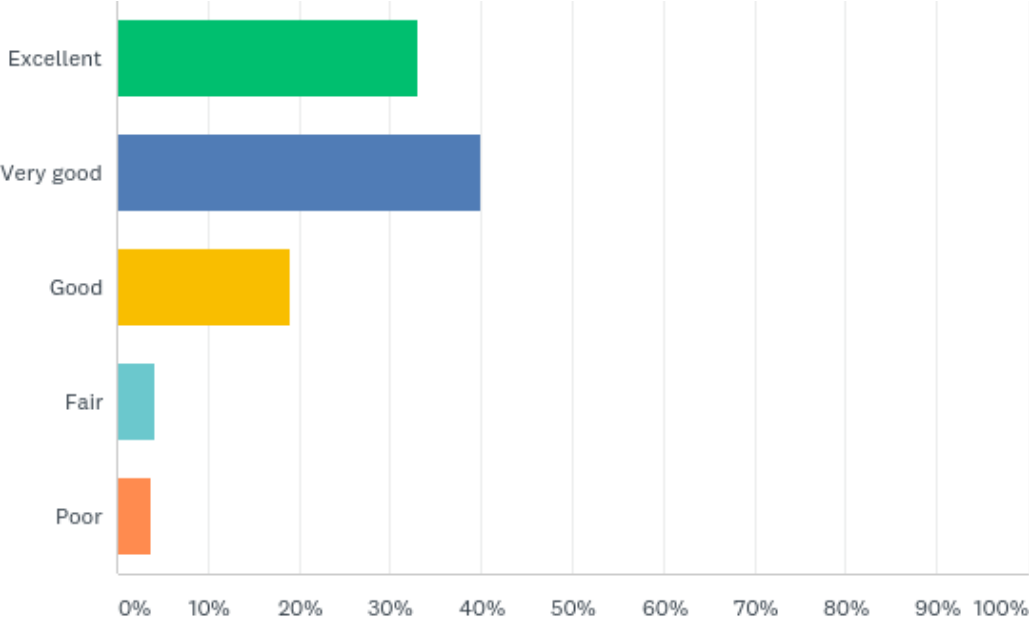
**Total Responses**

Date Created: Thursday, December 05, 2019

Complete Responses: 215

# Q1: Overall, how would you rate the conference?

Answered: 215 Skipped: 0



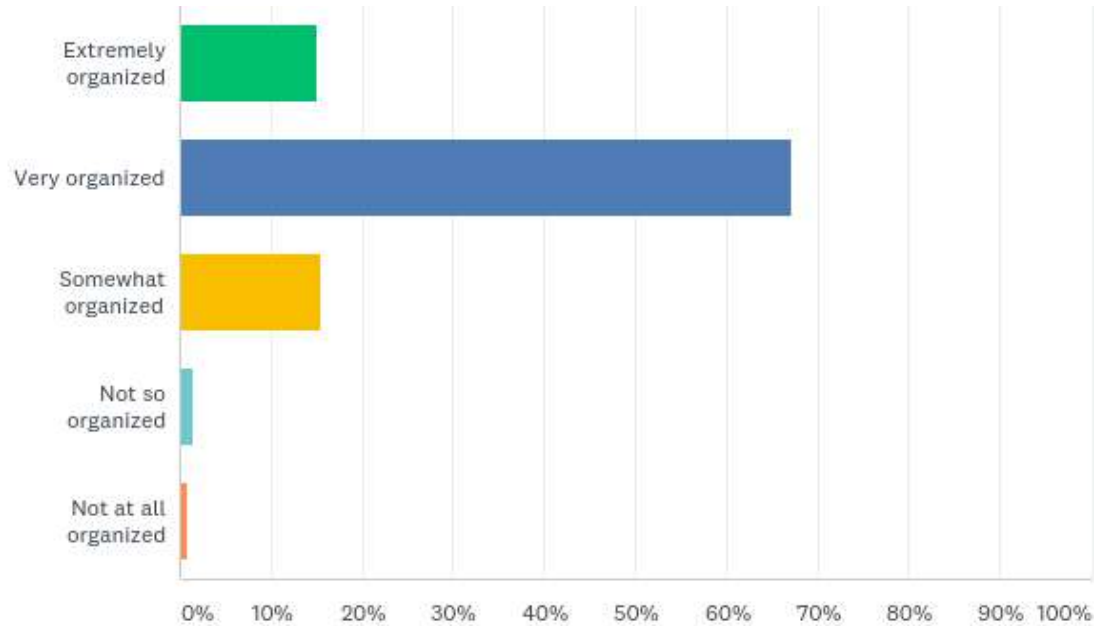
# Q1: Overall, how would you rate the conference?

Answered: 215 Skipped: 0

| ANSWER CHOICES | RESPONSES |            |
|----------------|-----------|------------|
| Excellent      | 33.02%    | 71         |
| Very good      | 40.00%    | 86         |
| Good           | 19.07%    | 41         |
| Fair           | 4.19%     | 9          |
| Poor           | 3.72%     | 8          |
| <b>TOTAL</b>   |           | <b>215</b> |

## Q2: How organized was the event?

Answered: 213 Skipped: 2



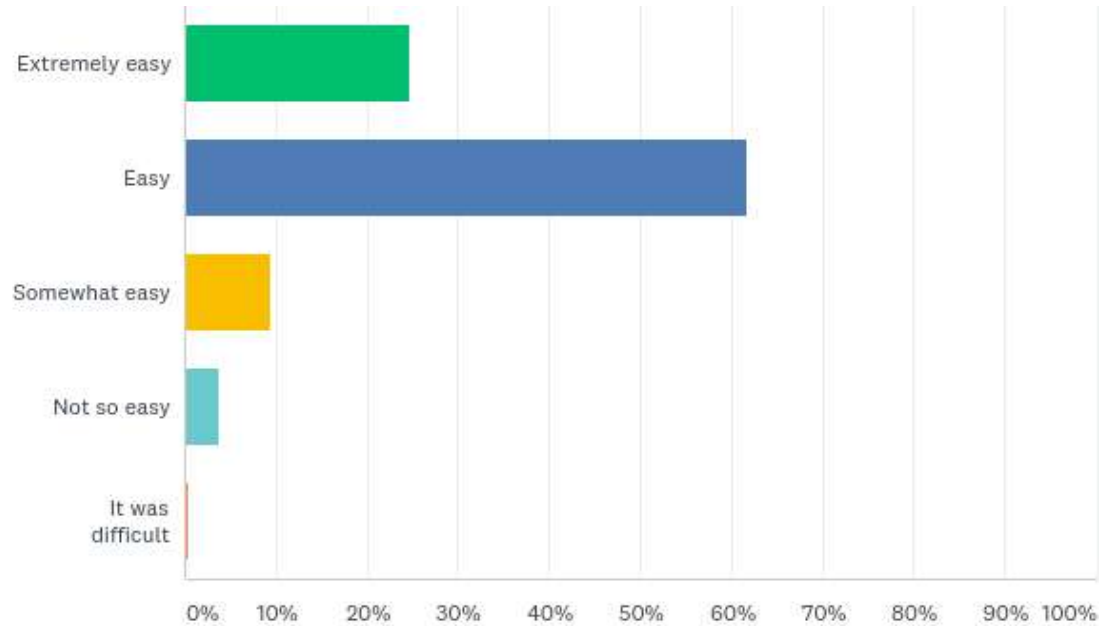
## Q2: How organized was the event?

Answered: 213 Skipped: 2

| ANSWER CHOICES       | RESPONSES |     |
|----------------------|-----------|-----|
| Extremely organized  | 15.02%    | 32  |
| Very organized       | 67.14%    | 143 |
| Somewhat organized   | 15.49%    | 33  |
| Not so organized     | 1.41%     | 3   |
| Not at all organized | 0.94%     | 2   |
| TOTAL                |           | 213 |

# Q3: How easy was the registration and abstract submission process ?

Answered: 211 Skipped: 4



# Q3: How easy was the registration and abstract submission process ?

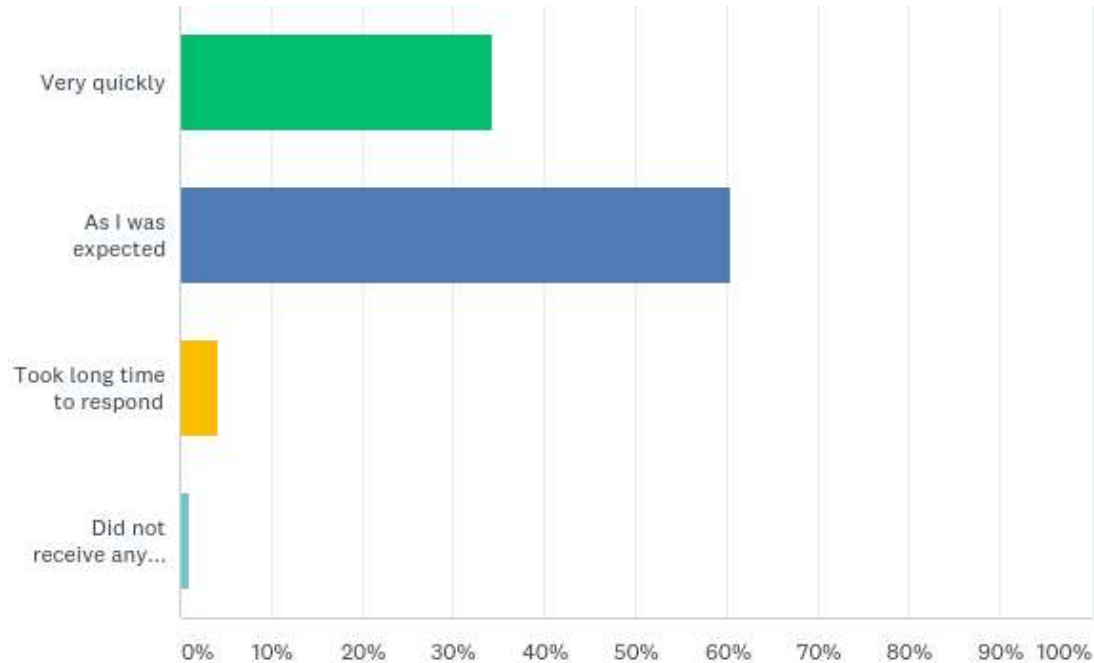
Answered: 211 Skipped: 4

| ANSWER CHOICES   | RESPONSES |            |
|------------------|-----------|------------|
| Extremely easy   | 24.64%    | 52         |
| Easy             | 61.61%    | 130        |
| Somewhat easy    | 9.48%     | 20         |
| Not so easy      | 3.79%     | 8          |
| It was difficult | 0.47%     | 1          |
| <b>TOTAL</b>     |           | <b>211</b> |



# Q4: How quickly the conference organizing committee responded to your queries?

Answered: 210 Skipped: 5



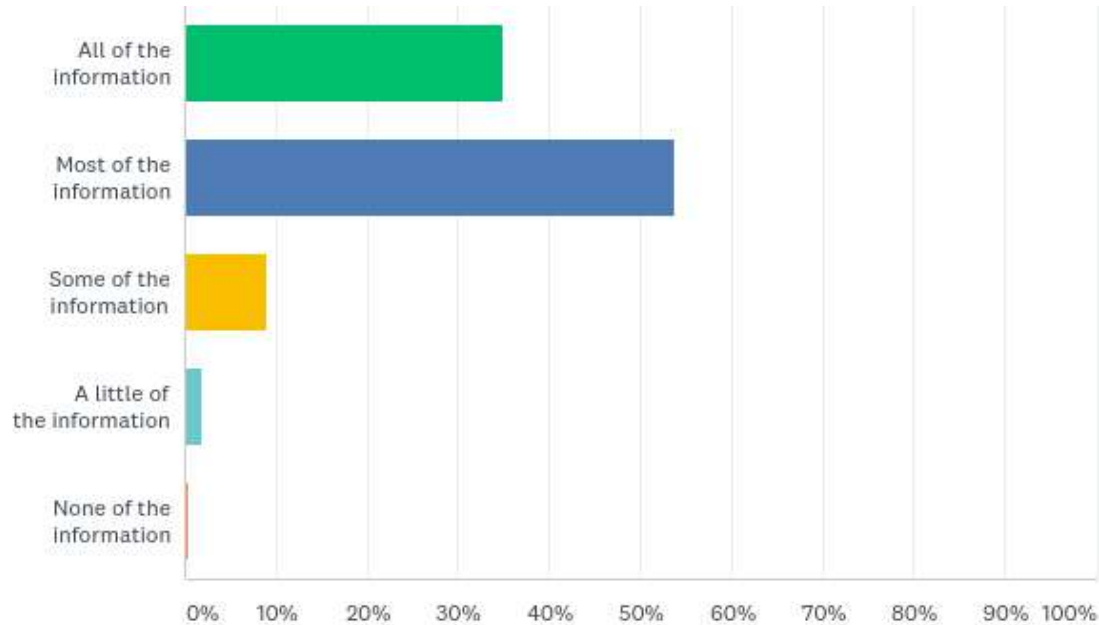
# Q4: How quickly the conference organizing committee responded to your queries?

Answered: 210 Skipped: 5

| ANSWER CHOICES                   | RESPONSES |     |
|----------------------------------|-----------|-----|
| Very quickly                     | 34.29%    | 72  |
| As I was expected                | 60.48%    | 127 |
| Took long time to respond        | 4.29%     | 9   |
| Did not receive any reply at all | 0.95%     | 2   |
| TOTAL                            |           | 210 |

# Q5: Prior to the event, how much of the information that you needed did you get?

Answered: 212 Skipped: 3



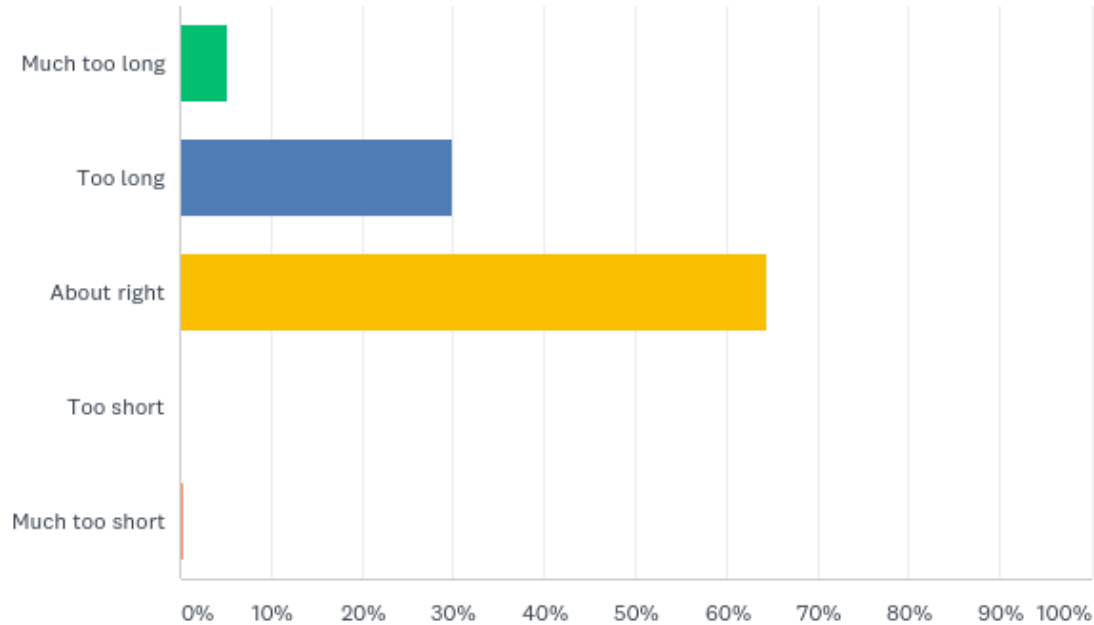
# Q5: Prior to the event, how much of the information that you needed did you get?

Answered: 212 Skipped: 3

| ANSWER CHOICES              | RESPONSES |     |
|-----------------------------|-----------|-----|
| All of the information      | 34.91%    | 74  |
| Most of the information     | 53.77%    | 114 |
| Some of the information     | 8.96%     | 19  |
| A little of the information | 1.89%     | 4   |
| None of the information     | 0.47%     | 1   |
| TOTAL                       |           | 212 |

# Q6: Was conference length too long too short or about right?

Answered: 214 Skipped: 1



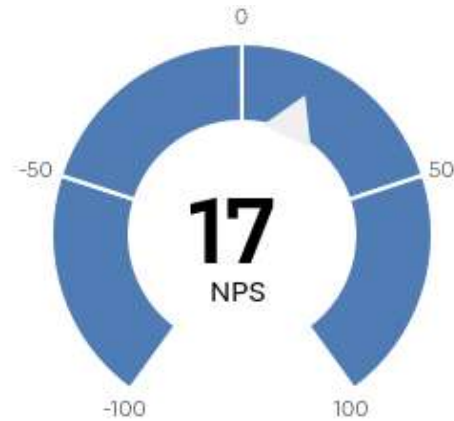
## Q6: Was conference length too long too short or about right?

Answered: 214 Skipped: 1

| ANSWER CHOICES | RESPONSES |     |
|----------------|-----------|-----|
| Much too long  | 5.14%     | 11  |
| Too long       | 29.91%    | 64  |
| About right    | 64.49%    | 138 |
| Too short      | 0.00%     | 0   |
| Much too short | 0.47%     | 1   |
| TOTAL          |           | 214 |

# Q9: How likely is it that you would recommend the conference to a friend or colleague?

Answered: 201 Skipped: 14



# Q9: How likely is it that you would recommend the conference to a friend or colleague?

Answered: 201 Skipped: 14

| DETRACTORS (0-6) | PASSIVES (7-8) | PROMOTERS (9-10) | NET PROMOTER® SCORE |
|------------------|----------------|------------------|---------------------|
| 18%<br>36        | 47%<br>94      | 35%<br>71        | 17                  |